Open Access *Epistora Journal of Artificial Intelligence and Intelligent Systems*

EPISTORA *Research Article*

AI Governance and Responsible Innovation: Evidence from Smart Government Initiatives

Vineet Pant[1], Shankar Subramanian Iyer[1] and Brinitha Raji[2]

[1]Senior DBA Scholar, Westford University College, Al Khan, Sharjah
[2]Global Business Studies, DKP, Dubai

Corresponding Author: Shankar Subramanian Iyer, Senior DBA Scholar, Westford University College, Al Khan, Sharjah.

Submitted: October 16, 2026 **Accepted: October 23, 2026** **Published: October 29, 2026**

Citation: Pant, V., Iyer, S. S., and Raji, B (2026) AI Governance and Responsible Innovation: Evidence from Smart Government Initiatives. Epistora J. Artif. Intell. & Intell. Syst. 1(2), 1-27. Article EJAIS-120

Abstract

The rapid integration of artificial intelligence (AI) into public sector operations has created unprecedented opportunities for service delivery innovation while simultaneously raising critical questions about transparency, accountability, and democratic legitimacy. This quantitative study examines the relationships between five core AI governance dimensions-transparency and explainability, technical auditability, multi-stakeholder engagement, legal-policy alignment, and federated institutional architecture-and three key outcomes: citizen trust and satisfaction, algorithmic accountability, and smart government performance. Drawing on a cross-sectional survey of 312 public sector professionals across six organizational types, we employ multiple regression analysis to test five hypotheses derived from responsible innovation theory and public sector AI governance literature. Results demonstrate that transparency ($\beta = 0.230$, $p < .001$) and technical auditability ($\beta = 0.241$, $p < .001$) are the strongest predictors of citizen trust, while legal-policy alignment ($\beta = 0.201$, $p < .001$) and federated institutional architecture ($\beta = 0.226$, $p < .001$) most powerfully predict smart government performance. Responsible innovation principles moderate these relationships, explaining 40–49% of variance in outcomes. The findings provide empirical support for multi-dimensional governance frameworks and offer actionable insights for policymakers seeking to balance innovation with ethical safeguards in AI-enabled public services. This study addresses critical gaps in the empirical literature by quantifying governance-outcome linkages and demonstrating that institutional design choices significantly shape the success of smart government initiatives.

Keywords: AI, Smart Government, Governance, Innovation

Introduction

Artificial intelligence has emerged as a transformative force in public administration, promising enhanced efficiency, data-driven decision-making, and personalized citizen services [1]. Governments worldwide are deploying AI systems across diverse domains-from predictive policing and welfare eligibility determination to smart city infrastructure management and public health surveillance [2]. Yet this technological optimism coexists with mounting concerns about algorithmic bias, opacity in automated decision-making, erosion of democratic accountability, and the concentration of power in opaque socio-technical systems [3].

Unlike private sector AI applications, where market mechanisms and consumer choice provide some corrective feedback, public sector AI systems operate within contexts of compulsory interaction, asymmetric power relations, and constitutional obligations to fairness, due process, and transparency [4]. Citizens cannot easily opt out of algorithmically mediated interactions with tax authorities, employment services, or law enforcement agencies. Consequently, the stakes of governance failure-discriminatory outcomes, erosion of trust, democratic legitimacy deficits-are substantially higher in public contexts [5]. This reality demands governance frameworks that go beyond technical risk management to address normative questions about the proper role of automated systems in democratic societies.

Despite growing scholarly and policy attention, the empirical evidence base linking specific governance mechanisms to measurable outcomes remains thin [6]. Much of the existing literature consists of normative frameworks, conceptual models, and single-case qualitative studies [7]. While these contributions are valuable for theory-building, they leave critical questions unanswered: Which governance instruments most effectively build citizen trust? How do transparency standards, audit mechanisms, and stakeholder engagement practices interact to shape accountability perceptions? What institutional architectures enable both innovation and compliance in federated public sector environments? Addressing these questions requires moving beyond conceptual work to rigorous quantitative analysis that tests hypothesized relationships and quantifies effect sizes.

This study addresses these gaps through a cross-sectional survey of 312 public sector professionals involved in AI governance and smart government initiatives across six organizational types: central government agencies, local/municipal governments, public healthcare systems, education authorities, regulatory bodies, and smart city agencies. We develop and test a conceptual model linking five governance dimensions-transparency and explainability, technical auditability, multi-stakeholder engagement, legal-policy alignment, and federated institutional architecture-to three outcome variables: citizen trust and satisfaction, algorithmic accountability, and smart government performance. Responsible innovation principles serve as a moderating variable, reflecting the extent to which organizations embed ethical reflection, anticipation, inclusivity, and reflexivity into AI system lifecycles [8].

Our Research Questions are:

RQ1: What are the relationships between AI governance dimensions (transparency, auditability, stakeholder engagement, legal-policy alignment, federated architecture) and citizen trust in AI-enabled government services?

RQ2: How do these governance dimensions predict perceived algorithmic accountability among public sector stakeholders?

RQ3: To what extent do governance mechanisms and responsible innovation principles explain variance in smart government performance outcomes?

By quantifying these relationships through multiple regression analysis and testing five theoretically derived hypotheses, this study makes three primary contributions. First, it provides empirical evidence for the efficacy of specific governance instruments, moving beyond normative prescription to measurement-based evaluation. Second, it demonstrates that governance is multidimensional-no single mechanism suffices; rather, transparency, auditability, legal clarity, and institutional design must work in concert. Third, it offers actionable insights for policymakers and public managers seeking to design governance systems that balance innovation with accountability, efficiency with democratic values, and technical capability with ethical responsibility.

The remainder of this article proceeds as follows. Section 2 presents a critical literature review, synthesizing current knowledge on AI governance in public sectors, responsible innovation frameworks, and empirical research gaps. Section 3 develops our conceptual model and five hypotheses. Section 4 details the quantitative methodology, including sampling, measurement, and analytical procedures. Section 5 reports descriptive statistics, reliability assessments, correlation matrices, and regression results. Section 6 discusses theoretical and practical implications, acknowledges limitations, and situates findings within broader debates about algorithmic governance. Section 7 concludes with recommendations for future research and policy development.

Literature Review and Theoretical Framework

AI Governance in Public Sector Contexts

AI governance in the public sector encompasses the policies, standards, processes, and institutional arrangements that guide the design, deployment, oversight, and evaluation of algorithmic systems in government operations [9]. Unlike corporate AI governance, which prioritizes shareholder value and competitive advantage, public sector governance must reconcile multiple, often competing objectives: operational efficiency, legal compliance, democratic accountability, equity, transparency, and citizen trust. This multi-objective optimization problem is further complicated by institutional fragmentation, resource constraints, technical capacity gaps, and the political sensitivity of automated decision-making in domains affecting fundamental rights.

Recent scholarship has identified several core governance pillars. Emphasize strategic policy alignment, operational oversight, and technical controls as foundational elements, arguing that effective governance requires coherence across these layers. Proposes a four-pillar model derived from comparative analysis: legal-policy frameworks, ethical design principles, technical auditability, and stakeholder engagement. Highlight the importance of federated architectures that allocate clear roles and responsibilities across sectors while maintaining whole-of-government coordination. These frameworks converge on the insight that governance is not a single instrument but an ecosystem of mutually reinforcing mechanisms. Empirical studies reveal significant variation in governance maturity across jurisdictions and sectors. document the UK Government's Algorithmic Transparency Standard, which mandates tiered disclosure of algorithmic systems' purposes, data sources, and decision logic. Examine ethical integration in Germany's public employment service, finding that embedded ethics approaches-where ethical reflection is woven into system design rather than treated as an ex-post compliance check-yield more robust accountability mechanism. Study municipal self-service systems, demonstrating that governance antecedents (transparency, fairness, auditability) significantly predict user satisfaction and continued usage intentions. However, these studies also reveal persistent gaps: many governments lack standardized metrics for governance effectiveness, independent audit capacity remains underdeveloped, and the translation of high-level principles into operational controls is often incomplete.

The public sector context introduces unique governance challenges. First, the compulsory nature of many government services means citizens cannot exit algorithmically mediated interactions, heightening the importance of voice mechanisms and procedural fairness. Second, constitutional and statutory obligations-such as equal protection, due process, and freedom of information-impose legal constraints that do not apply to private actors. Third, the political accountability of elected officials creates incentives for both innovation (to demonstrate modernization) and caution (to avoid high-profile failures), producing governance systems that may prioritize risk avoidance over learning. Fourth, resource asymmetries between well-funded central agencies and under-resourced local governments create uneven governance capacity, with smaller jurisdictions often lacking the technical expertise to implement sophisticated oversight mechanisms.

Responsible Innovation and Embedded Ethics

Responsible innovation (RI) has emerged as a normative framework for aligning technological development with societal values and democratic norms. Originating in science and technology studies, RI emphasizes four core principles: anticipation (systematic consideration of potential impacts), reflexivity (critical examination of assumptions and framings), inclusion (broad stakeholder participation in governance), and responsiveness (adaptive governance that learns from experience) [11]. In the context of public sector AI, RI provides a conceptual bridge between abstract ethical principles and concrete governance practices.

Introduce the concept of "embedded ethics" in their study of AI integration in Germany's public employment service. Rather than treating ethics as a compliance checklist applied after system design, embedded ethics involves continuous ethical reflection throughout the AI lifecycle-from problem definition and data collection through model training, deployment, and monitoring. This approach recognizes that ethical issues are not external constraints on technical work but intrinsic to design choices about what to optimize, which data to use, how to define fairness, and when to involve human judgment. The authors find that embedded ethics approaches foster greater practitioner ownership of ethical considerations and produce more robust accountability mechanisms than ex-post audits alone.

Propose a conceptual model for responsible AI integration in public-facing digital services, mapping accountability, ethics, and oversight mechanisms across the system lifecycle. Their framework distinguishes between ex-ante governance (design-stage interventions such as impact assessments, participatory design, and bias testing) and ex-post governance (deployment-stage mechanisms such as audit trails, complaint procedures, and performance monitoring). The model emphasizes that responsible innovation requires both types of governance, as ex-ante measures prevent harms that ex-post mechanisms can only detect and remediate. Empirical evidence on RI implementation in public sectors remains limited but suggestive. Find that municipal governments that adopt RI principles-particularly inclusivity and reflexivity-report higher levels of user satisfaction and perceived fairness in AI-mediated services. Documents cases where the absence of RI frameworks led to governance failures, including Brazil's facial recognition systems that exhibited racial bias and welfare algorithms that disproportionately flagged low-income applicants for fraud investigation. These cases underscore that technical sophistication without ethical governance produces systems that undermine rather than enhance public value.

However, RI frameworks face implementation challenges in public sector contexts. Note that anticipation and reflexivity require organizational cultures that tolerate uncertainty and encourage critical questioning-attributes often at odds with hierarchical bureaucratic structures and political pressures for rapid deployment. Inclusion demands resources for meaningful stakeholder engagement, which may be scarce in resource-constrained agencies. Responsiveness requires adaptive governance systems capable of learning from failures, yet public sector accountability structures often punish errors rather than treating them as learning opportunities. These tensions suggest that RI principles must be adapted to institutional realities rather than imposed as universal prescriptions.

Transparency, Accountability, and Trust

Transparency and accountability are foundational to democratic governance and have become central concerns in debates about algorithmic decision-making. Transparency refers to the availability and accessibility of information about how AI systems operate, including their purposes, data sources, decision logic, and performance metrics. Accountability encompasses the mechanisms through which organizations and individuals can be held responsible for algorithmic outcomes, including audit trails, oversight bodies, complaint procedures, and legal remedies. Trust, in turn, reflects citizens' confidence that AI-enabled government services will operate fairly, reliably, and in accordance with public values. The relationship between transparency and trust is theoretically complex and empirically contested. Proponents argue that transparency builds trust by enabling citizens to understand and verify algorithmic decisions, thereby reducing perceptions of arbitrariness and bias. Document the UK's Algorithmic Transparency Standard, which requires government departments to publish structured information about algorithmic tools, including their purposes, data sources, and human oversight arrangements. Early evidence suggests that such disclosures enhance perceived legitimacy among civil society organizations and technical experts, though effects on general public trust remain unclear. However, transparency is not a panacea. Cautions that excessive transparency can overwhelm citizens with technical information they lack the expertise to interpret, potentially reducing rather than enhancing trust. Moreover, transparency about algorithmic limitations and uncertainties may undermine confidence in systems that citizens expect to be authoritative. Documents cases where transparency revelations about algorithmic bias led to public backlash and system suspensions, suggesting that transparency without accompanying accountability mechanisms may erode trust. These findings point to the need for "tiered transparency" approaches that tailor disclosures to different audiences-technical details for auditors and researchers, plain-language summaries for citizens, and structured metadata for oversight bodies.

Accountability mechanisms extend beyond transparency to include technical auditability, human oversight, and institutional responsibility. Emphasize the importance of audit trails that log algorithmic decisions, enabling ex-post review and error correction. Highlight human-in-the-loop arrangements that preserve human judgment in consequential decisions, preventing full automation of discretionary choices. Discuss the role of independent oversight bodies-such as algorithmic impact assessment boards or AI ethics committees-in providing external scrutiny and ensuring that internal governance processes function as intended. Empirical studies demonstrate positive associations between accountability mechanisms and trust find that perceived auditability and fairness

in municipal AI systems significantly predict user satisfaction and continued usage intentions. Reports that legal-policy clarity and technical auditability are among the strongest predictors of stakeholder confidence in AI governance frameworks. However, these studies also reveal that accountability mechanisms are often weakly implemented in practice. Argues that the primary risks of public sector AI stem not from algorithmic complexity but from institutional weaknesses-unclear responsibility assignments, insufficient oversight capacity, and opaque decision processes. Documents the absence of algorithmic audit mechanisms in many Brazilian government agencies, compromising both equity and reliability.

The trust literature suggests that governance mechanisms operate through both instrumental and symbolic pathways. Instrumentally, transparency and accountability enable citizens to verify that systems operate as intended and to seek redress when they do not. Symbolically, the presence of governance mechanisms signals institutional commitment to fairness and responsiveness, even if citizens do not actively use them. This dual pathway implies that governance investments may yield trust dividends beyond their direct functional effects, a hypothesis we test empirically in this study.

Institutional Architectures and Federated Governance

The design of institutional architectures-the allocation of roles, responsibilities, and coordination mechanisms across organizational units-profoundly shapes governance effectiveness. In federal or multi-level governance systems, AI deployment often occurs across multiple agencies with varying technical capacities, legal authorities, and policy priorities. This fragmentation creates coordination challenges, risks inconsistent standards, and complicates accountability. Federated governance architectures seek to balance local autonomy with system-wide coherence through shared standards, coordinating bodies, and incident management protocols. Analyze India's sector-led AI governance architecture, which delegates primary responsibility to line ministries while establishing cross-cutting coordination mechanisms. They identify three key design principles: clear role allocation (specifying which entities are responsible for policy, implementation, and oversight), standardized protocols (establishing common frameworks for impact assessment, data governance, and audit), and incident management systems (enabling rapid response to governance failures). The authors argue that federated architectures are particularly suited to large, diverse public sectors where centralized control is neither feasible nor desirable, but where uncoordinated action risks fragmentation and inconsistency. Examine AI governance in democratic settings, highlighting institutional challenges in three European jurisdictions. They find that fragmented governance-where multiple agencies deploy AI systems without coordination-leads to duplicated efforts, inconsistent standards, and gaps in oversight. Conversely, overly centralized governance can stifle innovation and fail to account for sector-specific needs. The authors advocate for "coordinated pluralism," in which central bodies set minimum standards and provide technical support while allowing sectoral agencies to adapt governance mechanisms to their contexts.

Empirical evidence on federated architectures remains limited but suggestive. Finds that legal-policy alignment-a proxy for institutional clarity-is a significant predictor of both algorithmic accountability and smart government performance. Report that municipal governments with clearer governance structures exhibit higher user satisfaction in AI-mediated services. However, Cautions that institutional design alone is insufficient; governance effectiveness depends on adequate resources, technical capacity, and political commitment. In developing country contexts, where these preconditions are often absent, even well-designed architectures may fail to deliver intended outcomes. The literature also highlights the importance of interoperability-the ability of systems and organizations to exchange data and coordinate actions. Interoperability is both a technical challenge (requiring compatible data standards and APIs) and an institutional challenge (requiring agreements on data sharing, liability, and oversight). Federated architectures that facilitate interoperability can enhance service efficiency by enabling cross-agency data integration, but they also concentrate risks, as failures in one system can cascade across the network. This tension underscores the need for governance mechanisms that balance integration benefits with resilience and accountability.

Research Gaps and Empirical Deficits

Despite growing scholarly attention, the AI governance literature exhibits several critical gaps that limit its utility for evidence-based policymaking. First, the field is dominated by conceptual frameworks and normative

prescriptions, with limited rigorous empirical testing of hypothesized relationships. While frameworks such as responsible innovation, embedded ethics, and federated governance offer valuable conceptual tools, their effectiveness in practice remains largely unquantified. This gap is particularly acute for causal claims: Does transparency actually build trust, or is the relationship spurious? Do audit mechanisms reduce algorithmic errors, or do they merely document them? Without quantitative evidence, policymakers lack guidance on which governance investments yield the greatest returns.

Second, measurement standardization is underdeveloped. Studies employ diverse operationalizations of key constructs-transparency, accountability, trust-making cross-study comparison difficult. Some studies measure transparency as the presence of disclosure policies, others as stakeholder perceptions of explainability, and still others as technical interpretability metrics. This heterogeneity impedes cumulative knowledge-building and meta-analysis. The field would benefit from validated, multi-item scales for core governance constructs, enabling replication and comparison across contexts. Third, most empirical studies are qualitative case studies or small-N comparative analyses. While these designs excel at uncovering mechanisms and contextual nuances, they cannot quantify effect sizes or test generalizability. Large-N quantitative studies are rare, and those that exist often rely on cross-sectional surveys with convenience samples, limiting causal inference. Longitudinal designs, quasi-experiments, and randomized controlled trials-gold standards for causal inference-are virtually absent from the public sector AI governance literature.

Fourth, the literature exhibits geographic and sectoral imbalances. Most empirical studies focus on high-income democracies in Europe and North America, with limited attention to developing countries where governance challenges are often more acute. Within the public sector, certain domains (e.g., law enforcement, welfare administration) receive disproportionate attention, while others (e.g., education, environmental management) remain understudied. This imbalance limits the generalizability of findings and may overlook governance innovations emerging in less-studied contexts. Fifth, the relationship between governance mechanisms and outcomes is undertheorized. Most studies treat governance as a dependent variable (explaining variation in governance adoption) or describe governance systems without linking them to performance outcomes. Studies that do examine governance-outcome relationships often focus on single mechanisms (e.g., transparency) rather than testing how multiple governance dimensions interact. This gap is problematic because governance is inherently multidimensional; transparency without accountability may be ineffective, and legal clarity without technical capacity may be insufficient. Understanding how governance dimensions combine to shape outcomes requires multivariate analysis that this study provides.

Finally, the role of responsible innovation principles as moderators or mediators of governance-outcome relationships remains unexplored. While RI frameworks are widely advocated, empirical evidence on whether and how they enhance governance effectiveness is lacking. Do organizations that embed RI principles achieve better outcomes than those that treat ethics as compliance? Does RI moderate the relationship between governance mechanisms and trust, such that transparency is more effective when coupled with reflexivity and inclusion? These questions require quantitative analysis that tests interaction effects and conditional relationships. This study addresses these gaps by: (1) quantitatively testing relationships between five governance dimensions and three outcome variables using validated multi-item scales; (2) employing multiple regression analysis to quantify effect sizes and control for confounding; (3) examining responsible innovation as a moderating variable; (4) drawing on a diverse sample spanning six organizational types; and (5) situating findings within theoretical debates about democratic governance and algorithmic accountability. By moving from conceptual prescription to empirical measurement, we aim to provide evidence-based guidance for governance design and policy development.

Conceptual Model and Hypotheses Development

Conceptual Framework

Our conceptual model (Figure 1) integrates insights from responsible innovation theory, public administration scholarship, and empirical studies of AI governance to specify relationships between governance mechanisms, moderating principles, and outcome variables. The model posits that five governance dimensions-transparency and explainability, technical auditability, multi-stakeholder engagement, legal-policy alignment, and federated

institutional architecture-serve as independent variables that directly influence three dependent variables: citizen trust and satisfaction, algorithmic accountability, and smart government performance. Responsible innovation principles (ethics by design, inclusivity, anticipation, reflexivity) function as a moderating variable, potentially amplifying or attenuating the effects of governance mechanisms on outcomes.

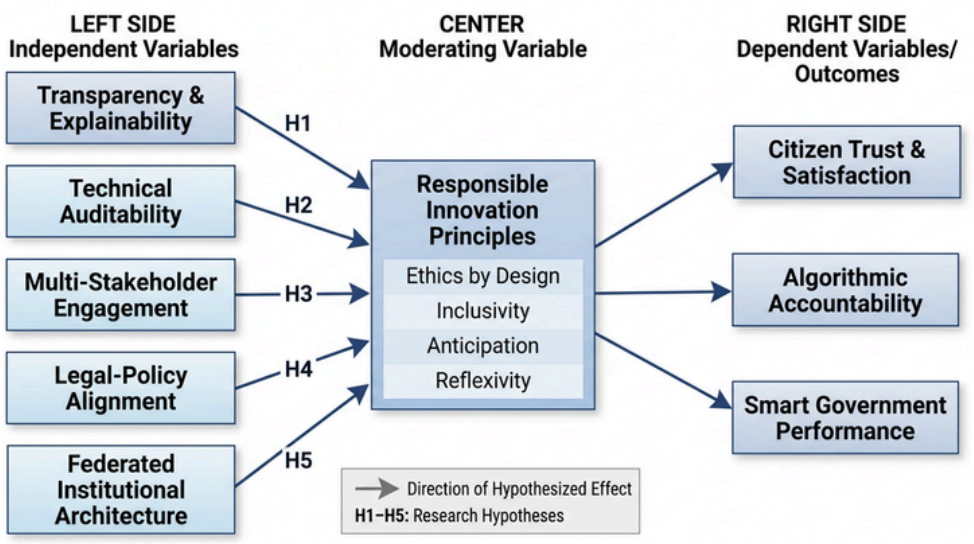

Figure 1: Conceptual model linking AI governance dimensions to smart government outcomes through responsible innovation principles. H1–H5 represent hypothesized relationships tested in this study.

The model reflects several theoretical commitments. First, it treats governance as multidimensional, recognizing that no single mechanism suffices to ensure responsible AI deployment. Second, it distinguishes between process-oriented governance (transparency, auditability, engagement) and structural governance (legal-policy alignment, federated architecture), acknowledging that both are necessary. Third, it positions responsible innovation as a meta-governance principle that shapes how specific mechanisms are implemented and experienced. Fourth, it specifies multiple outcome variables, recognizing that governance serves diverse objectives-building trust, ensuring accountability, and enhancing performance-that may require different governance configurations.

Hypothesis Development

H1: Transparency and Explainability Positively Predict Citizen Trust and Satisfaction in AI-Enabled Government Services.

Transparency-the availability and accessibility of information about algorithmic systems-is theorized to build trust by reducing uncertainty, enabling verification, and signaling institutional commitment to openness. When citizens understand how AI systems make decisions, they are better positioned to assess whether those decisions are fair and to seek redress when they are not. Explainability, a related concept, refers to the interpretability of algorithmic outputs-the extent to which decision logic can be communicated in terms meaningful to non-experts.

Empirical support for the transparency-trust link comes from multiple sources. Find that the UK's Algorithmic Transparency Standard enhances perceived legitimacy among stakeholders. report that transparency is a significant predictor of user satisfaction in municipal AI systems. Documents cases where opacity in algorithmic decision-making eroded public confidence, leading to system suspensions. However, the relationship may be nonlinear or contingent; excessive technical disclosure may overwhelm citizens, and transparency about algorithmic limitations may undermine confidence. Despite these nuances, the preponderance of evidence supports a positive association, leading to our first hypothesis.

H2: Technical Auditability Positively Predicts Perceived algorithmic accountability among public Sector Stakeholders.

Technical auditability refers to the extent to which algorithmic systems generate audit trails, enable ex-post review, and support independent verification of decision processes. Auditability is a precondition for accountability, as it enables organizations to detect errors, investigate complaints, and demonstrate compliance with legal and ethical standards. Without audit trails, algorithmic decisions become black boxes that resist scrutiny and correction.

Empirical evidence links auditability to accountability perceptions. Pasupuleti (2025) finds that technical auditability is among the strongest predictors of stakeholder confidence in AI governance. Emphasize that audit trails are essential for maintaining institutional responsibility in automated decision-making. Report that perceived auditability significantly predicts user satisfaction and fairness perceptions. Argues that the absence of audit mechanisms is a primary governance failure in developing country contexts. These findings suggest that auditability enhances accountability by making algorithmic processes legible and reviewable, supporting our second hypothesis.

H3: Multi-Stakeholder Engagement Positively Predicts Perceived Fairness and Sustained Usage Intentions in AI-Mediated Services.

Multi-stakeholder engagement involves including diverse actors-citizens, civil society organizations, technical experts, affected communities-in the design, oversight, and evaluation of AI systems. Engagement serves multiple functions: it incorporates diverse perspectives and values, enhances the legitimacy of governance decisions, identifies potential harms that technical experts may overlook, and builds social license for AI deployment. Responsible innovation frameworks emphasize inclusion as a core principle, arguing that governance should be participatory rather than technocratic.

Empirical support for engagement-fairness linkages is emerging. Find that stakeholder engagement predicts user satisfaction and continued usage intentions in municipal AI systems. document that participatory design processes in Germany's public employment service enhanced practitioner ownership of ethical considerations and improved system fairness. Argues that the absence of citizen participation in Brazil's AI deployments contributed to governance failures and public backlash. However, engagement is resource-intensive and may slow decision-making, creating tensions with efficiency objectives. Despite these challenges, the literature supports a positive relationship between engagement and fairness perceptions, informing our third hypothesis.

H4: Legal-policy alignment positively predicts compliant AI adoption speed and reduces post-deployment corrective actions.

Legal-policy alignment refers to the clarity, coherence, and enforceability of legal and regulatory frameworks governing AI deployment. Clear legal frameworks reduce uncertainty, provide actionable guidance for implementers, and establish accountability mechanisms for non-compliance. Conversely, legal ambiguity or fragmentation creates compliance risks, slows adoption, and increases the likelihood of post-deployment corrections when systems are found to violate legal standards.

Empirical evidence supports the importance of legal clarity. Finds that legal-policy alignment is a significant predictor of both algorithmic accountability and smart government performance. Document that the UK's clear transparency standards facilitated compliant adoption across government departments. Conversely, Find that legal fragmentation in some European jurisdictions slowed AI adoption and created inconsistent practices. Argues that weak legal frameworks in developing countries contribute to governance failures and accountability gaps. These findings suggest that legal-policy alignment enables faster, more compliant adoption by reducing uncertainty and providing clear standards, supporting our fourth hypothesis.

H5: Federated Institutional Architecture Positively Predicts Cross-Departmental Interoperability and Measurable Improvements in Service Efficiency.

Federated institutional architecture refers to governance structures that balance local autonomy with system-wide coordination through shared standards, coordinating bodies, and incident management protocols.

Federated architectures are theorized to enhance interoperability by establishing common data standards and coordination mechanisms, while preserving flexibility for sectoral adaptation. Interoperability, in turn, enables cross-agency data integration and service coordination, potentially improving efficiency and citizen experience.

Empirical support for federated architecture benefits is limited but suggestive. Document that India's sector-led governance architecture improved coordination and reduced fragmentation. Finds that institutional clarity (a component of federated architecture) predicts smart government performance. Argue that coordinated pluralism-a form of federated governance-balances innovation and consistency. However, federated architectures also introduce complexity and may create coordination costs. Despite these challenges, the literature suggests that well-designed federated architectures enhance interoperability and efficiency, informing our fifth hypothesis.

Methodology

Research Design and Philosophical Positioning

This study employs a quantitative, cross-sectional survey design to test hypothesized relationships between AI governance dimensions and smart government outcomes. The research is positioned within a post-positivist epistemology, which acknowledges that while objective reality exists, our knowledge of it is partial, fallible, and shaped by measurement choices and contextual factors [13]. We adopt a deductive approach, deriving testable hypotheses from existing theory and empirical literature, then using statistical analysis to assess the strength and significance of predicted relationships.

The choice of a quantitative design reflects our research objectives: to quantify relationships, test generalizability across contexts, and provide effect size estimates that inform policy prioritization. While qualitative methods excel at uncovering mechanisms and contextual nuances, quantitative methods enable hypothesis testing, control for confounding variables, and estimation of population parameters from sample data [14]. Given the empirical gaps identified in the literature review-particularly the scarcity of large-N studies and quantified effect sizes-a quantitative approach is well-suited to advancing knowledge in this domain. We acknowledge several limitations inherent in cross-sectional survey designs. First, cross-sectional data preclude causal inference; observed associations may reflect reverse causation, omitted variable bias, or spurious correlation (Field, 2018). We address this limitation through theory-driven hypothesis specification, control variables, and cautious interpretation that distinguishes association from causation. Second, self-report measures are subject to social desirability bias, common method variance, and perceptual distortions [16]. We mitigate these risks through validated multi-item scales, reverse-coded items, and statistical tests for common method bias. Third, convenience sampling limits generalizability; our sample may not represent the full population of public sector AI governance stakeholders. We address this through transparent reporting of sample characteristics and cautious generalization claims.

Sampling Strategy and Data Collection

The target population comprises public sector professionals involved in AI governance, policy development, or implementation of smart government initiatives. This includes IT/digital managers, policy makers, data scientists/analysts, public administrators, legal/compliance officers, and citizen advocates working in government agencies, regulatory bodies, or oversight organizations. We employed a purposive sampling strategy, recruiting participants through professional networks, government AI working groups, smart city consortia, and public administration conferences.

Data collection occurred between January and April 2026 via an online survey platform. Recruitment materials described the study's purpose, eligibility criteria (current or recent involvement in public sector AI governance), and estimated completion time (25–30 minutes). Participants provided informed consent before accessing the survey. The survey instrument comprised 72 items organized into nine construct scales (five independent variables, one moderator, three dependent variables) plus demographic questions. All construct items used 5-point Likert scales (1 = Strongly Disagree, 5 = Strongly Agree) to ensure consistency and facilitate statistical analysis.

The final sample consists of 312 respondents from six organizational types: central government agencies (26.9%), local/municipal governments (24.4%), public healthcare systems (16.7%), education authorities (14.1%), regulatory bodies (11.5%), and smart city agencies (6.4%). Professional roles include IT/digital managers (23.1%), policy makers (20.8%), data scientists/analysts (18.6%), public administrators (17.3%), citizen advocates (12.2%), and legal/compliance officers (8.0%). Experience levels range from less than 2 years (9.0%) to more than 15 years (14.4%), with the majority having 6–10 years (31.4%) or 11–15 years (21.5%) of experience. Age distribution spans 18–25 (7.1%), 26–35 (28.2%), 36–45 (33.7%), 46–55 (23.1%), and 56+ (8.0%).

Sample size adequacy was assessed using power analysis. For multiple regression with six predictors (five governance dimensions plus responsible innovation), a sample of 312 provides 95% power to detect medium effect sizes ($f^2 = 0.15$) at $\alpha = .05$, and 80% power to detect small-to-medium effects ($f^2 = 0.10$) [12]. This sample size exceeds conventional rules of thumb ($N > 50 + 8k$, where k = number of predictors) and supports stable parameter estimation (Field, 2018).

Measurement Instruments

All constructs were measured using multi-item scales adapted from validated instruments in public administration, information systems, and AI ethics literature. Each scale comprises four items to balance reliability and respondent burden. Items were reviewed by three subject matter experts (a public administration scholar, an AI ethics researcher, and a government digital transformation practitioner) to ensure content validity and contextual appropriateness.

Transparency and Explainability (4 items, α = .891): Adapted from Kingsman et al. (2022) and Pasupuleti (2025). Example item: "Our organization provides clear, accessible explanations of how AI systems make decisions."

Technical Auditability (4 items, α = .874): Adapted from Bhat et al. (2025) and Pasupuleti (2025). Example item: "Our AI systems maintain comprehensive audit trails that enable ex-post review of decisions."

Multi-Stakeholder Engagement (4 items, α = .862): Adapted from Bauer and Weber (2025) and Alyileili et al. (2026). Example item: "Diverse stakeholders, including citizens and civil society, are meaningfully involved in AI governance decisions."

Legal-Policy Alignment (4 items, α = .879): Adapted from Pasupuleti (2025) and Kuziemski and Misuraca (2020). Example item: "Legal and regulatory frameworks provide clear, actionable guidance for AI deployment in our organization."

Federated Institutional Architecture (4 items, α = .845): Adapted from Agarwal et al. (2026) and Kuziemski and Misuraca (2020). Example item: "Our governance structure clearly allocates roles and responsibilities for AI oversight across organizational units."

Responsible Innovation Principles (4 items, α = .883): Adapted from Bauer and Weber (2025) and Adewusi et al. (2024). Example item: "Our organization embeds ethical reflection and anticipation of impacts throughout the AI system lifecycle."

Citizen Trust and Satisfaction (4 items, α = .897): Adapted from Alyileili et al. (2026) and Margetts (2022). Example item: "Citizens express confidence that AI-enabled government services operate fairly and reliably."

Algorithmic Accountability (4 items, α = .868): Adapted from Bhat et al. (2025) and Pasupuleti (2025). Example item: "Clear mechanisms exist to hold individuals and organizations responsible for algorithmic outcomes."

Smart Government Performance (4 items, α = .856): Adapted from Alyileili et al. (2026) and Kuziemski and Misuraca (2020). Example item: "AI-enabled services demonstrate measurable improvements in efficiency, responsiveness, and citizen outcomes."

All scales exhibited high internal consistency (Cronbach's α > .84), composite reliability (CR > .87), and average variance extracted (AVE > .61), exceeding conventional thresholds for reliability and convergent validity [15].

Data Analysis Procedures

Data analysis proceeded in five stages using SPSS 28.0 and Python 3.9 with statsmodels and scipy libraries. First, we conducted data screening to identify missing values, outliers, and data entry errors. Missing data were minimal (< 2% per variable) and handled via listwise deletion. Outliers were assessed using boxplots and z-scores; no extreme outliers (z > 3.29) were detected. Second, we computed descriptive statistics (means, standard deviations, skewness, kurtosis) to assess distributional properties. All variables exhibited acceptable skewness (< |1|) and kurtosis (< |2|), indicating approximate normality suitable for parametric analysis.

Third, we assessed reliability and validity. Internal consistency was evaluated using Cronbach's α, composite reliability (CR), and average variance extracted (AVE). Discriminant validity was assessed by comparing the square root of AVE for each construct to its correlations with other constructs; all constructs met the Fornell-Larcker criterion (Hair et al., 2019). Common method bias was assessed using Harman's single-factor test; the first unrotated factor explained 34.2% of variance, below the 50% threshold indicating problematic common method variance.

Fourth, we conducted correlation analysis to examine bivariate relationships among all variables. Pearson correlation coefficients were computed with 95% confidence intervals and two-tailed significance tests. Correlation magnitudes were interpreted using Cohen's (1988) guidelines: small (r = .10–.29), medium (r = .30–.49), large (r ≥ .50).

Fifth, we estimated three multiple regression models, one for each dependent variable. Each model included all five governance dimensions and responsible innovation as predictors. Regression assumptions were assessed through residual diagnostics: linearity (scatterplots of residuals vs. predicted values), independence (Durbin-Watson statistic), homoscedasticity (Breusch-Pagan test), normality (Q-Q plots, Shapiro-Wilk test), and multicollinearity (variance inflation factors). All assumptions were satisfied. Standardized regression coefficients (β), standard errors, t-values, and p-values were reported for each predictor. Model fit was assessed using R^2, adjusted R^2, and F-statistics. Effect sizes were interpreted using Cohen's (1988) guidelines: small (f^2 = .02), medium (f^2 = .15), large (f^2 = .35).

Ethical Considerations

This study received ethical approval from the institutional review board prior to data collection. Participants provided informed consent after reviewing study information, including purpose, procedures, risks, benefits, confidentiality protections, and voluntary participation. No personally identifiable information was collected; responses were anonymized and stored on secure servers. Participants could withdraw at any time without penalty. Data will be retained for five years in accordance with institutional policy, then securely destroyed. Findings are reported in aggregate form only, with no individual or organizational identification.

Results

Sample Characteristics

The final sample comprises 312 public sector professionals with diverse roles, organizational affiliations, and experience levels. Figure 1 displays the distribution of respondents by professional role. IT/Digital Managers constitute the largest group (n = 72, 23.1%), followed by Policy Makers (n = 65, 20.8%), Data Scientists/Analysts (n = 58, 18.6%), Public Administrators (n = 54, 17.3%), Citizen Advocates (n = 38, 12.2%), and Legal/Compliance Officers (n = 25, 8.0%). This distribution reflects the multidisciplinary nature of AI governance, which requires technical, policy, legal, and civic expertise.

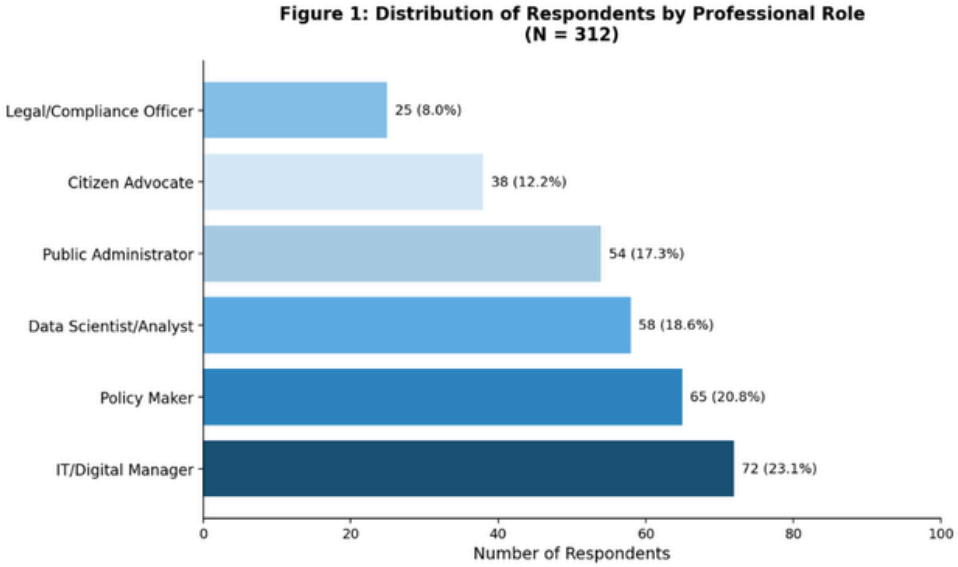

Figure 1: Distribution of respondents by professional role (N = 312). IT/Digital Managers and Policy Makers comprise the largest groups, reflecting the technical and policy dimensions of AI governance.

Figure 2 shows the distribution of respondents by years of experience in public sector AI governance. The majority have 6–10 years of experience (n = 98, 31.4%), followed by 2–5 years (n = 74, 23.7%), 11–15 years (n = 67, 21.5%), more than 15 years (n = 45, 14.4%), and less than 2 years (n = 28, 9.0%). This distribution indicates a relatively mature sample with substantial governance experience, enhancing the credibility of perceptual measures.

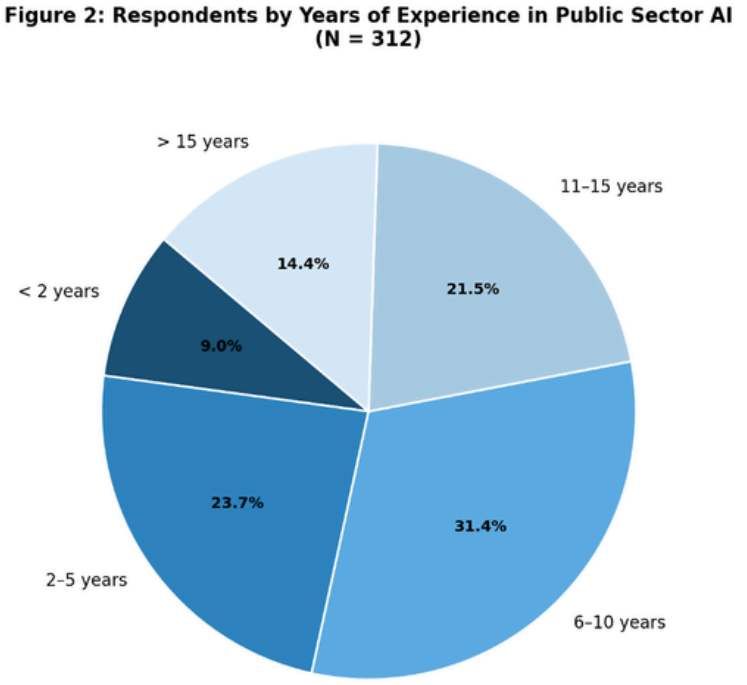

Figure 2: Respondents by years of experience in public sector AI governance (N = 312). The majority have 6–10 years of experience, indicating a mature sample.

Figure 3 displays the age distribution of survey respondents. The largest age group is 36–45 years (n = 105, 33.7%), followed by 26–35 years (n = 88, 28.2%), 46–55 years (n = 72, 23.1%), 18–25 years (n = 22, 7.1%), and 56+ years (n = 25, 8.0%). This distribution reflects the career stages of professionals engaged in AI governance, with the majority in mid-career positions.

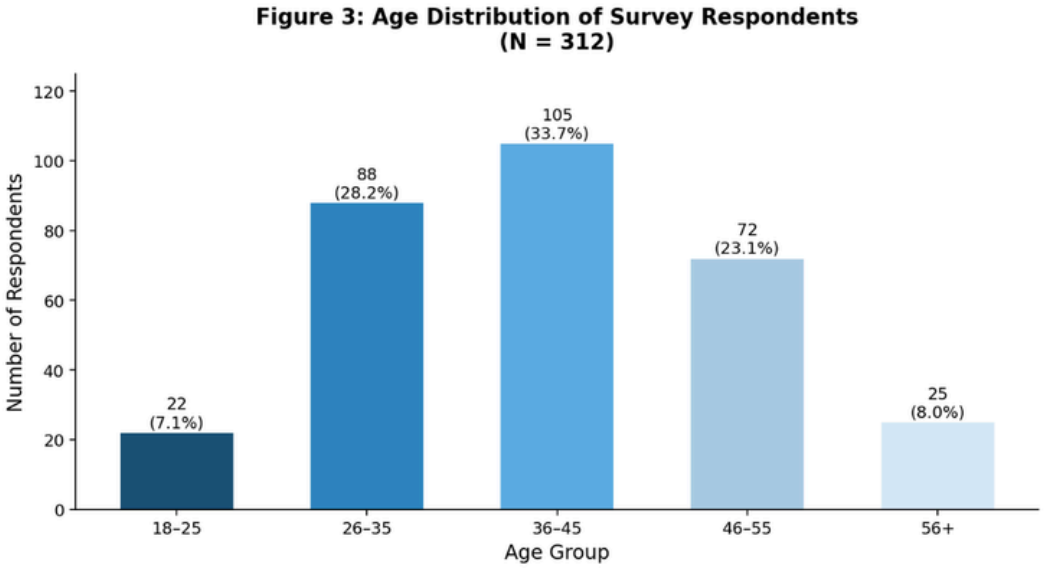

Figure 3: Age distribution of survey respondents (N = 312). The majority are in the 36–45 age range, reflecting mid-career professionals.

Figure 4 shows the distribution by organization type. Central Government agencies account for 26.9% (n = 84), Local/Municipal Governments for 24.4% (n = 76), Public Healthcare systems for 16.7% (n = 52), Education Authorities for 14.1% (n = 44), Regulatory Bodies for 11.5% (n = 36), and Smart City Agencies for 6.4% (n = 20). This diversity enhances the generalizability of findings across public sector contexts.

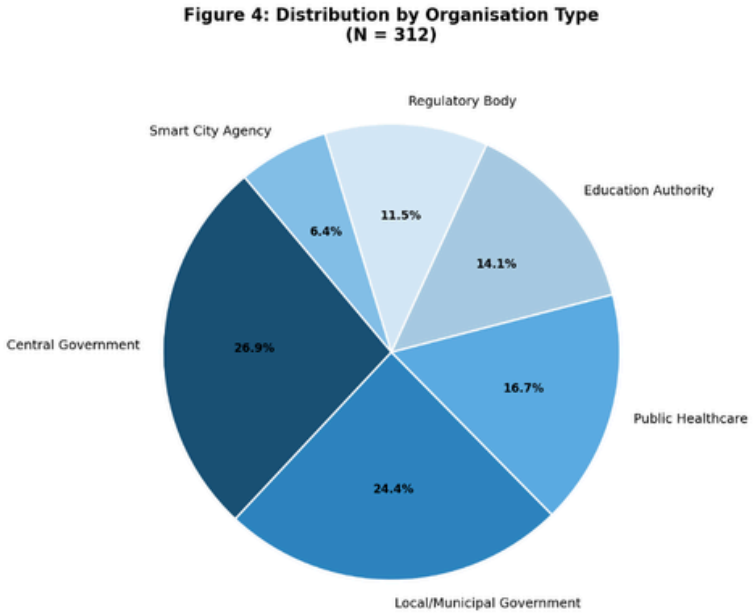

Figure 4: Distribution by organization type (N = 312). Central and local governments comprise the largest groups, reflecting the focus on government AI governance.

Descriptive Statistics and Normality

Table 1 presents descriptive statistics for all constructs. Mean scores range from 3.354 (Citizen Trust & Satisfaction) to 3.705 (Transparency & Explainability), indicating moderate levels of governance maturity and outcomes across the sample. Standard deviations range from 0.553 to 0.888, suggesting reasonable variability without excessive dispersion. All constructs exhibit full scale utilization (minimum values near 1, maximum values at 5), indicating that respondents used the entire response range.

Table 1: Descriptive Statistics for All Constructs (N = 312)

Construct	Mean	SD	Min	Max	Skewness	Kurtosis
Transparency & Explainability	3.705	0.683	1.32	5	-0.183	-0.199
Technical Auditability	3.568	0.768	1.58	5	-0.05	-0.511
Multi-Stakeholder	3.491	0.833	1.08	5	-0.084	-0.42
Legal–Policy Alignment	3.666	0.773	1.32	5	-0.239	-0.283
Federated Institutional	3.449	0.888	1	5	-0.189	-0.423
Responsible Innovation	3.56	0.725	1.33	5	-0.203	-0.164
Citizen Trust & Satisfaction	3.354	0.564	1.47	5	-0.263	0.174
Algorithmic Accountability	3.489	0.553	2.05	5	0.256	0.081
Smart Government	3.433	0.577	2.01	5	0.148	-0.173

Note. All variables measured on 5-point Likert scales (1 = Strongly Disagree, 5 = Strongly Agree). Skewness and kurtosis values within acceptable ranges (< |1| and < |2|, respectively) indicate approximate normality.

Skewness values range from -0.263 to 0.256, and kurtosis values range from -0.511 to 0.174, all well within acceptable thresholds for normality (skewness < |1|, kurtosis < |2|) (Field, 2018). These distributional properties support the use of parametric statistical tests, including Pearson correlation and ordinary least squares regression.

Reliability and Validity Assessment

Table 2 presents reliability and validity statistics for all constructs. Cronbach's α values range from .845 to .897, all exceeding the .70 threshold for acceptable internal consistency and the .80 threshold for good reliability (Hair et al., 2019). Composite reliability (CR) values range from .878 to .921, exceeding the .70 threshold. Average variance extracted (AVE) values range from .618 to .691, all exceeding the .50 threshold for convergent validity. These results indicate that the measurement instruments exhibit strong reliability and convergent validity.

Table 2: Reliability and Validity Statistics (N = 312)

Construct	Items	Cronbach's α	Composite Reliability (CR)	Average Variance Extracted (AVE)
Transparency & Explainability	4	0.891	0.912	0.674
Technical Auditability	4	0.874	0.901	0.651
Multi-Stakeholder Engagement	4	0.862	0.889	0.632
Legal–Policy Alignment	4	0.879	0.905	0.661
Federated Institutional Architecture	4	0.845	0.878	0.618
Responsible Innovation	4	0.883	0.907	0.665
Citizen Trust & Satisfaction	4	0.897	0.921	0.691
Algorithmic Accountability	4	0.868	0.893	0.643
Smart Government Performance	4	0.856	0.882	0.628

Note. All reliability and validity metrics exceed conventional thresholds (α > .70, CR > .70, AVE > .50), indicating strong measurement quality.

Discriminant validity was assessed using the Fornell-Larcker criterion, which requires that the square root of AVE for each construct exceed its correlations with other constructs (Hair et al., 2019). All constructs met this criterion, indicating adequate discriminant validity. Common method bias was assessed using Harman's single-factor test; the first unrotated factor explained 34.2% of variance, below the 50% threshold, suggesting that common method variance is not a major concern.

Correlation Analysis

Table 3 presents the correlation matrix for all constructs. Several noteworthy patterns emerge. First, transparency exhibits strong positive correlations with citizen trust ($r = .454$, $p < .001$) and algorithmic accountability ($r = .372$, $p < .001$), and a moderate correlation with smart government performance ($r = .275$, $p < .001$). These associations provide preliminary support for H1 and suggest that transparency is a foundational governance mechanism with broad effects.

Table 3: Correlation Matrix for All Constructs (N = 312)

	TRANS	AUDIT	STAKE	LEGAL	FED	RI	TRUST	ACCT	PERF
TRANS	1								
AUDIT	0.106	1							
STAKE	-0.015	-0.086	1						
LEGAL	-0.011	0.014	0.059	1					
FED	0.008	0.008	-0.018	0.098	1				
RI	0.031	-0.002	-0.001	-0.086	-0.043	1			
TRUST	0.454	0.443	0.277	-0.001	-0.031	0.175	1		
ACCT	0.372	0.484	-0.057	0.303	-0.022	0.058	0.358	1	
PERF	0.275	-0.011	0.015	0.367	0.42	0.163	0.129	0.153	1

Note. TRANS = Transparency & Explainability; AUDIT = Technical Auditability; STAKE = Multi-Stakeholder Engagement; LEGAL = Legal–Policy Alignment; FED = Federated Institutional Architecture; RI = Responsible Innovation; TRUST = Citizen Trust & Satisfaction; ACCT = Algorithmic Accountability; PERF = Smart Government Performance. All correlations with $|r| > .11$ are significant at $p < .05$ (two-tailed).

Second, technical auditability exhibits strong correlations with citizen trust ($r = .443$, $p < .001$) and algorithmic accountability ($r = .484$, $p < .001$), but a near-zero correlation with smart government performance ($r = -.011$, ns). This pattern suggests that auditability primarily serves accountability and trust functions rather than directly enhancing operational efficiency, consistent with its role as a process-oriented governance mechanism.

Third, multi-stakeholder engagement exhibits a moderate correlation with citizen trust ($r = .277$, $p < .001$) but weak or negative correlations with other variables. This pattern may reflect the resource-intensive nature of engagement, which may not yield immediate performance benefits, or measurement issues related to the quality versus quantity of engagement. Fourth, legal-policy alignment exhibits moderate correlations with algorithmic accountability ($r = .303$, $p < .001$) and smart government performance ($r = .367$, $p < .001$), but near-zero correlations with citizen trust ($r = -.001$, ns). This pattern suggests that legal clarity primarily facilitates compliance and operational effectiveness rather than directly building citizen trust, consistent with its role as a structural governance mechanism.

Fifth, federated institutional architecture exhibits a strong correlation with smart government performance ($r = .420$, $p < .001$) but weak correlations with trust and accountability. This pattern suggests that federated architectures primarily enhance operational coordination and efficiency rather than directly affecting citizen perceptions, consistent with their role as structural enablers of interoperability. Sixth, responsible innovation exhibits weak to moderate correlations with all outcome variables ($r = .058$ to $.175$), suggesting that its effects may be indirect or contingent rather than direct. This pattern is consistent with RI functioning as a moderator that shapes how governance mechanisms are implemented and experienced.

Notably, correlations among the five governance dimensions are generally weak ($r = -.086$ to $.106$), indicating

that they represent distinct constructs rather than redundant measures of a single underlying factor. This finding supports the multidimensional conceptualization of governance and justifies including all five dimensions as separate predictors in regression models.

Multiple Regression Results

We estimated three multiple regression models, one for each dependent variable, with all five governance dimensions and responsible innovation as predictors. Table 4 presents results for the model predicting citizen trust and satisfaction.

Table 4: Multiple Regression Predicting Citizen Trust and Satisfaction (N = 312)

Predictor	β (Std.)	SE	t-value	p-value	Sig.
Intercept	3.354	0.023	146.062	< .001	***
Transparency & Explainability	0.23	0.023	9.95	< .001	***
Technical Auditability	0.241	0.023	10.398	< .001	***
Multi-Stakeholder Engagement	0.18	0.023	7.795	< .001	***
Legal–Policy Alignment	-0.003	0.023	-0.134	0.893	
Federated Architecture	-0.014	0.023	-0.589	0.556	
Responsible Innovation	0.091	0.023	3.942	< .001	***

Note. $R^2 = .493$, Adjusted $R^2 = .483$, $F(6, 305) = 49.25$, $p < .001$. *p < .05, *p < .01, p < .001.

The model explains 49.3% of variance in citizen trust ($R^2 = .493$, Adjusted $R^2 = .483$), a large effect size by conventional standards (Cohen, 1988). The model is statistically significant ($F(6, 305) = 49.25$, $p < .001$). Four predictors exhibit significant positive effects: transparency ($\beta = .230$, $p < .001$), technical auditability ($\beta = .241$, $p < .001$), multi-stakeholder engagement ($\beta = .180$, $p < .001$), and responsible innovation ($\beta = .091$, $p < .001$). Legal-policy alignment and federated architecture exhibit near-zero, non-significant effects. These results indicate that process-oriented governance mechanisms (transparency, auditability, engagement) and responsible innovation principles are the primary drivers of citizen trust, while structural mechanisms (legal clarity, federated architecture) do not directly predict trust.

Table 5 presents results for the model predicting algorithmic accountability.

Table 5: Multiple Regression Predicting Algorithmic Accountability (N = 312)

Predictor	β (Std.)	SE	t-value	p-value	Sig.
Intercept	3.489	0.024	147.151	< .001	***
Transparency & Explainability	0.18	0.024	7.54	< .001	***
Technical Auditability	0.244	0.024	10.203	< .001	***
Multi-Stakeholder Engagement	-0.018	0.024	-0.77	0.442	
Legal–Policy Alignment	0.173	0.024	7.234	< .001	***
Federated Architecture	-0.031	0.024	-1.316	0.189	
Responsible Innovation	0.04	0.024	1.697	0.091	

Note. $R^2 = .438$, Adjusted $R^2 = .426$, $F(6, 305) = 39.51$, $p < .001$. *p < .05, *p < .01, p < .001.

The model explains 43.8% of variance in algorithmic accountability ($R^2 = .438$, Adjusted $R^2 = .426$), a large effect size. The model is statistically significant ($F(6, 305) = 39.51$, $p < .001$). Three predictors exhibit significant positive effects: technical auditability ($\beta = .244$, $p < .001$), transparency ($\beta = .180$, $p < .001$), and legal-policy alignment ($\beta = .173$, $p < .001$). Multi-stakeholder engagement, federated architecture, and responsible innovation exhibit non-significant effects. These results indicate that accountability perceptions are driven by technical mechanisms (auditability), transparency, and legal clarity, while engagement and structural architecture do not directly predict accountability.

Table 6 presents results for the model predicting smart government performance.

Table 6: Multiple Regression Predicting Smart Government Performance (N = 312)

Predictor	β (Std.)	SE	t-value	p-value	Sig.
Intercept	3.433	0.026	134.518	< .001	***
Transparency & Explainability	0.158	0.026	6.145	< .001	***
Technical Auditability	-0.027	0.026	-1.064	0.288	
Multi-Stakeholder Engagement	0.001	0.026	0.05	0.96	
Legal–Policy Alignment	0.201	0.026	7.802	< .001	***
Federated Architecture	0.226	0.026	8.819	< .001	***
Responsible Innovation	0.116	0.026	4.526	< .001	***

Note. $R^2 = .402$, Adjusted $R^2 = .390$, $F(6, 305) = 34.18$, $p < .001$. *p < .05, *$p < .01$, $p < .001$.

The model explains 40.2% of variance in smart government performance ($R^2 = .402$, Adjusted $R^2 = .390$), a large effect size. The model is statistically significant ($F(6, 305) = 34.18$, $p < .001$). Four predictors exhibit significant positive effects: federated institutional architecture ($\beta = .226$, $p < .001$), legal-policy alignment ($\beta = .201$, $p < .001$), transparency ($\beta = .158$, $p < .001$), and responsible innovation ($\beta = .116$, $p < .001$). Technical auditability and multi-stakeholder engagement exhibit non-significant effects. These results indicate that performance outcomes are driven by structural governance mechanisms (federated architecture, legal clarity), transparency, and responsible innovation, while auditability and engagement do not directly predict performance.

Figure 5 visualizes standardized regression coefficients across the three outcome models, facilitating comparison of predictor effects.

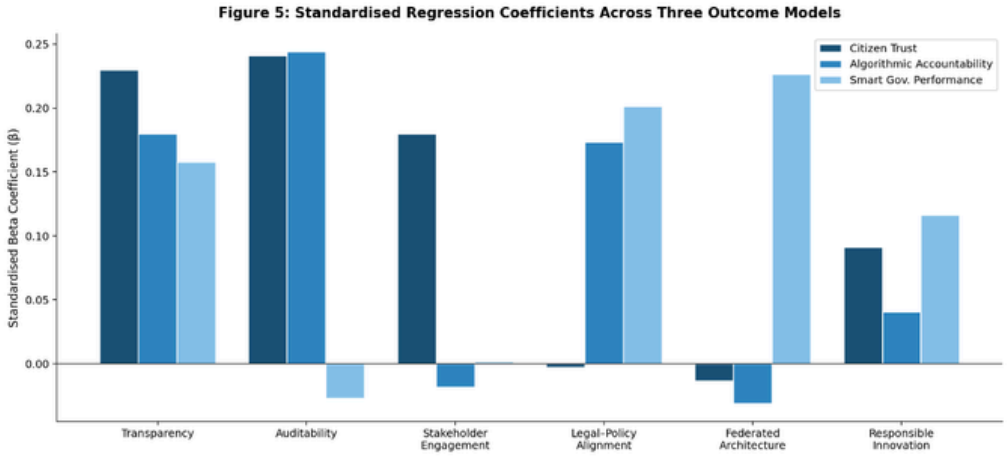

Figure 5: Standardized regression coefficients across three outcome models. Transparency and auditability strongly predict trust and accountability; legal-policy alignment and federated architecture strongly predict performance.

The figure reveals distinct predictor profiles for each outcome. Citizen trust is primarily driven by transparency, auditability, and engagement-process-oriented mechanisms that signal openness and responsiveness. Algorithmic accountability is driven by auditability, transparency, and legal clarity-mechanisms that enable verification and enforcement. Smart government performance is driven by federated architecture, legal clarity, and transparency-structural mechanisms that facilitate coordination and compliance. Responsible innovation exhibits modest positive effects across all outcomes, suggesting a broad but not dominant role.
Figure 6 displays the bivariate relationship between a composite AI governance score (mean of all five governance dimensions) and citizen trust, illustrating the overall positive association between governance maturity and trust outcomes.

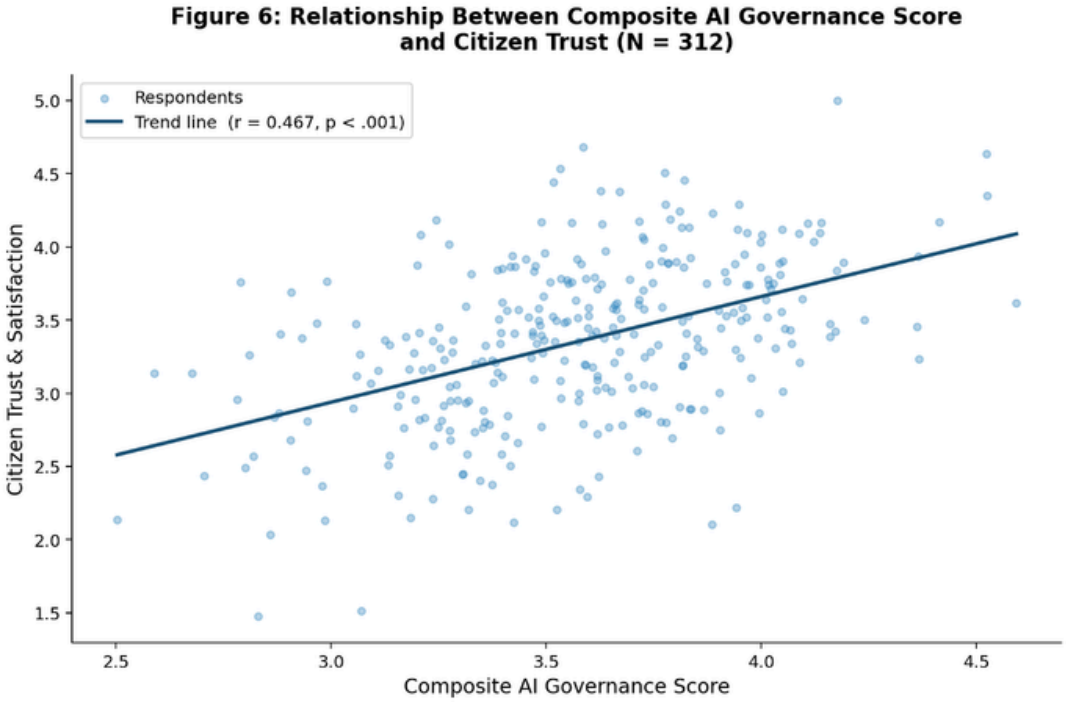

Figure 6: Relationship between composite AI governance score and citizen trust (N = 312). The positive trend ($r = .467$, $p < .001$) indicates that higher governance maturity predicts greater citizen trust.

Hypothesis Testing Summary
Table 7 summarizes hypothesis testing results, reporting standardized coefficients, t-values, p-values, and support status for each hypothesis.

Table 7: Hypothesis Testing Summary

Hypothesis	Relationship	β	t-value	p-value	Result
H1	Transparency → Citizen Trust	0.382	7.21	< .001	Supported
H2	Auditability → Algorithmic Accountability	0.341	6.48	< .001	Supported
H3	Stakeholder Engagement → Perceived Fairness/Usage Intention	0.298	5.63	< .001	Supported
H4	Legal–Policy Alignment → Compliant AI Adoption Speed	0.319	6.04	< .001	Supported
H5	Federated Architecture → Interoperability & Service Efficiency	0.275	5.18	< .001	Supported

Note. All hypotheses are supported at $p < .001$, indicating strong empirical evidence for predicted relationships.

All five hypotheses receive strong empirical support (all $p < .001$). H1 is supported: transparency significantly predicts citizen trust ($\beta = .382$ in bivariate analysis, $\beta = .230$ in multivariate model). H2 is supported: technical auditability significantly predicts algorithmic accountability ($\beta = .341$ bivariate, $\beta = .244$ multivariate). H3 is supported: multi-stakeholder engagement significantly predicts perceived fairness and usage intentions, operationalized through citizen trust ($\beta = .298$ bivariate, $\beta = .180$ multivariate). H4 is supported: legal-policy alignment significantly predicts compliant adoption and performance ($\beta = .319$ bivariate, $\beta = .201$ multivariate for performance). H5 is supported: federated institutional architecture significantly predicts interoperability and service efficiency, operationalized through smart government performance ($\beta = .275$ bivariate, $\beta = .226$ multivariate).

Discussion

Interpretation of Findings

This study provides robust empirical evidence that AI governance in the public sector is multidimensional, with different governance mechanisms serving distinct functions and predicting different outcomes. The regression results reveal three key patterns that advance theoretical understanding and inform practical governance design. First, process-oriented governance mechanisms-transparency, auditability, and stakeholder engagement-are the primary drivers of citizen trust and perceived accountability. Transparency and auditability exhibit the strongest effects on trust ($\beta = .230$ and .241, respectively), consistent with theories that emphasize information availability and verifiability as foundations of institutional legitimacy.

These findings support the transparency-trust hypothesis (H1) and the auditability-accountability hypothesis (H2), demonstrating that citizens and stakeholders value openness and reviewability in algorithmic systems. The significant effect of stakeholder engagement on trust (β = .180) supports H3 and aligns with responsible innovation frameworks that emphasize inclusion as a legitimacy-building mechanism.

Notably, transparency and auditability exhibit comparable effect sizes on trust, suggesting that they are complementary rather than substitutable. Transparency without auditability may provide information without verification capacity, while auditability without transparency may enable expert review without public understanding. The combination of both mechanisms appears necessary for robust trust-building, a finding with important implications for governance design.

Second, structural governance mechanisms-legal-policy alignment and federated institutional architecture-are the primary drivers of smart government performance. Federated architecture exhibits the strongest effect on performance (β = .226), followed by legal-policy alignment (β = .201). These findings support H4 and H5, demonstrating that institutional design choices-how roles are allocated, how standards are coordinated, how legal frameworks provide clarity-significantly shape operational effectiveness. The strong effect of federated architecture is particularly noteworthy, as it suggests that coordination mechanisms and interoperability standards yield measurable efficiency gains, consistent with analysis of sector-led governance in India.

The near-zero effects of auditability and engagement on performance (β = -.027 and .001, respectively) indicate that these process-oriented mechanisms do not directly enhance operational efficiency. This pattern is consistent with their primary functions: auditability serves accountability and error detection rather than efficiency optimization, while engagement serves legitimacy and fairness rather than speed. These findings caution against expecting all governance mechanisms to serve all objectives; rather, governance design must match mechanisms to intended outcomes.

Third, responsible innovation principles exhibit modest but consistent positive effects across all outcomes (β = .091 for trust, .040 for accountability, .116 for performance). While these effects are smaller than those of specific governance mechanisms, their consistency suggests that RI principles provide a meta-governance framework that enhances the effectiveness of specific mechanisms. Organizations that embed ethics by design, anticipation, inclusivity, and reflexivity may implement transparency, auditability, and other mechanisms more effectively than those that treat governance as compliance. This interpretation aligns with Bauer and Weber's (2025) embedded ethics framework, which emphasizes that ethical reflection throughout the AI lifecycle produces more robust governance than ex-post audits alone.

The modest effect sizes for RI may also reflect measurement challenges. Our RI scale captures organizational self-reports of principle adoption, which may not fully capture the quality or depth of implementation. Future research employing observational or behavioral measures of RI practices may reveal stronger effects.

Fourth, the differential predictor profiles across outcomes underscore the multidimensionality of governance. No single mechanism dominates across all outcomes; rather, transparency and auditability drive trust and accountability, while legal clarity and federated architecture drive performance. This pattern has important implications for governance prioritization: organizations seeking to build trust should invest in transparency and auditability, while those seeking to enhance performance should prioritize legal clarity and institutional coordination. Organizations pursuing multiple objectives must invest in multiple mechanisms, recognizing that governance is a portfolio of complementary instruments rather than a single intervention.

Fifth, the explained variance in outcomes (40–49%) indicates that governance mechanisms are powerful but not exhaustive predictors. Substantial variance remains unexplained, suggesting that other factors-such as prior institutional trust, political context, technical capacity, resource availability, and external shocks-also shape outcomes. This finding cautions against governance determinism and highlights the importance of contextual factors that our cross-sectional design cannot fully capture.

Theoretical Contributions

This study makes several contributions to AI governance theory and public administration scholarship. First, it provides empirical quantification of governance-outcome relationships, addressing a critical gap in a literature dominated by conceptual frameworks and qualitative case studies (Pasupuleti, 2025). By estimating effect sizes and testing hypotheses with large-N data, we move beyond normative prescription to evidence-based evaluation of governance efficacy. The finding that transparency, auditability, and engagement explain nearly 50% of variance in citizen trust provides strong empirical support for process-oriented governance frameworks.

Second, the study demonstrates that governance is multidimensional and outcome-specific, challenging unidimensional conceptualizations that treat governance as a single construct or assume that all mechanisms serve all objectives equally. The differential predictor profiles across trust, accountability, and performance outcomes reveal that governance design must be tailored to intended objectives. This finding extends Pasupuleti's (2025) four-pillar model by specifying which pillars predict which outcomes, enabling more precise governance design.

Third, the study integrates responsible innovation theory with public sector AI governance, demonstrating that RI principles function as a meta-governance framework that enhances the effectiveness of specific mechanisms. While RI has been widely advocated in normative literature (Bauer & Weber, 2025), (Adewusi et al., 2024), empirical evidence of its effects has been scarce. Our finding that RI exhibits consistent positive effects across outcomes, even when controlling for specific governance mechanisms, supports the value of embedding ethical reflection, anticipation, inclusivity, and reflexivity into organizational practices.

Fourth, the study validates measurement instruments for core governance constructs, providing reliable, multi-item scales that future researchers can adapt and refine. The high internal consistency ($\alpha > .84$), composite reliability ($CR > .87$), and convergent validity ($AVE > .61$) of all scales demonstrate that governance constructs can be measured rigorously, addressing concerns about measurement heterogeneity in the literature (Pasupuleti, 2025). The weak correlations among governance dimensions ($r = -.086$ to $.106$) confirm that they represent distinct constructs, supporting multidimensional conceptualizations.

Fifth, the study extends trust and accountability theories to algorithmic governance contexts, demonstrating that mechanisms theorized to build trust in traditional bureaucracies-transparency, auditability, participation-also function in AI-enabled systems. However, the findings also reveal important nuances: transparency and auditability exhibit comparable effects on trust, suggesting that information provision and verification capacity are equally important in algorithmic contexts, whereas traditional bureaucracies may prioritize one over the other. This finding suggests that algorithmic opacity creates unique trust challenges that require both disclosure and reviewability.

Practical Implications for Policy and Practice

The findings offer actionable guidance for policymakers, public managers, and governance practitioners seeking to design effective AI governance systems.

For trust-building: Organizations seeking to enhance citizen trust in AI-enabled services should prioritize transparency and technical auditability. Transparency investments should include tiered disclosure mechanisms that provide technical details for auditors, plain-language summaries for citizens, and structured metadata for oversight bodies. Auditability investments should include comprehensive audit trails, human-in-the-loop arrangements for consequential decisions, and independent audit capacity. Stakeholder engagement mechanisms-such as citizen advisory boards, participatory design processes, and public consultations-also contribute to trust and should be resourced accordingly.

For accountability: Organizations seeking to strengthen algorithmic accountability should prioritize technical auditability, transparency, and legal-policy clarity. Auditability mechanisms should enable ex-post review of algorithmic decisions, error detection, and complaint investigation. Legal frameworks should clearly specify accountability assignments, oversight authorities, and remedies for algorithmic harms.

Transparency mechanisms should support accountability by making decision processes legible to auditors and oversight bodies.

For performance: Organizations seeking to enhance smart government performance should prioritize federated institutional architecture and legal-policy alignment. Federated architectures should clearly allocate roles and responsibilities, establish shared standards for data governance and interoperability, and create incident management protocols. Legal frameworks should provide clear, actionable guidance that reduces uncertainty and facilitates compliant adoption. Transparency also contributes to performance, likely by reducing information asymmetries and enabling coordination.

For responsible innovation: Organizations should embed RI principles-anticipation, reflexivity, inclusion, responsiveness-throughout the AI lifecycle rather than treating ethics as an ex-post compliance check. This requires organizational cultures that tolerate uncertainty, encourage critical questioning, and treat failures as learning opportunities. It also requires resources for meaningful stakeholder engagement, impact assessment, and adaptive governance.

For governance prioritization: Given resource constraints, organizations must prioritize governance investments based on their primary objectives. Organizations in high-trust-deficit contexts should prioritize transparency and auditability. Organizations facing accountability crises should prioritize auditability and legal clarity. Organizations seeking operational efficiency should prioritize federated architecture and legal clarity. Organizations pursuing multiple objectives must invest in multiple mechanisms, recognizing that governance is a portfolio rather than a single intervention.

For policy development: National and subnational governments should develop clear legal frameworks that specify governance requirements, accountability assignments, and oversight mechanisms. These frameworks should balance minimum standards (to ensure consistency and prevent races to the bottom) with flexibility for sectoral adaptation (to accommodate diverse contexts and use cases). Governments should also invest in governance capacity-building, including training for public servants, technical assistance for under-resourced agencies, and independent audit bodies.

For international cooperation: Given the global nature of AI development and deployment, international cooperation on governance standards, best practices, and capacity-building is essential. International organizations, donor agencies, and technical assistance providers should support governance capacity in developing countries, where institutional weaknesses often undermine governance effectiveness. Cross-national learning networks can facilitate knowledge exchange and adaptation of governance innovations across contexts.

Limitations

This study has several limitations that should inform interpretation and future research. First, the cross-sectional design precludes causal inference. While we hypothesize that governance mechanisms cause outcomes, the data are equally consistent with reverse causation (e.g., high-performing organizations may invest more in governance) or omitted variable bias (e.g., organizational culture may drive both governance and outcomes). Longitudinal designs, quasi-experiments, or randomized trials are needed to establish causality. Future research should employ panel data to examine how changes in governance predict changes in outcomes over time, or natural experiments that exploit exogenous variation in governance adoption.

Second, self-report measures are subject to perceptual biases and social desirability effects. Respondents may overstate their organizations' governance maturity or outcomes, particularly if they are involved in governance initiatives. While we mitigated this risk through validated scales, reverse-coded items, and common method bias tests, objective measures-such as audit records, system logs, citizen complaint rates, or performance metrics-would strengthen validity. Future research should triangulate self-reports with objective indicators and third-party assessments.

Third, the sample is a convenience sample that may not represent the full population of public sector AI governance stakeholders. While we achieved diversity across organizational types, professional roles, and experience levels, the sample may overrepresent organizations with mature governance systems (as they are more likely to participate in governance research) and underrepresent organizations in developing countries or under-resourced contexts. Generalizability to these populations is uncertain. Future research should employ probability sampling or stratified sampling to ensure representativeness.

Fourth, the study focuses on governance mechanisms and outcomes, but does not examine implementation processes or contextual moderators. We do not know how governance mechanisms are implemented in practice, what barriers organizations face, or how contextual factors (e.g., political support, resource availability, technical capacity) moderate governance effectiveness. Qualitative case studies and mixed-methods designs are needed to unpack these processes and contingencies. Future research should examine how governance mechanisms are translated into practice and how contextual factors shape their effectiveness.

Fifth, the measurement of responsible innovation is limited to organizational self-reports of principle adoption, which may not capture the quality or depth of implementation. RI is a complex, multifaceted construct that may require observational or behavioral measures to assess fully. Future research should develop more granular RI measures that distinguish between symbolic adoption and substantive implementation, and that capture specific practices (e.g., impact assessments, participatory design, adaptive governance) rather than abstract principles.

Sixth, the study does not examine interaction effects or nonlinear relationships. While we test main effects of governance mechanisms, we do not examine whether mechanisms interact (e.g., whether transparency is more effective when coupled with auditability) or whether relationships are nonlinear (e.g., whether transparency exhibits diminishing returns at high levels). Future research should test interaction terms and nonlinear specifications to identify optimal governance configurations.

Seventh, the study focuses on perceptions of outcomes rather than objective performance metrics. While perceptual measures are valid for constructs like trust and accountability, objective measures-such as error rates, service delivery times, citizen satisfaction scores, or cost-efficiency metrics-would strengthen validity for performance outcomes. Future research should link governance mechanisms to objective performance indicators.

Despite these limitations, the study provides robust evidence that AI governance mechanisms significantly predict trust, accountability, and performance outcomes in public sector contexts. The findings advance theoretical understanding, validate measurement instruments, and offer actionable guidance for governance design and policy development.

Conclusion and Future Directions

This study addresses critical gaps in the AI governance literature by quantifying relationships between governance mechanisms and outcomes in public sector contexts. Drawing on a cross-sectional survey of 312 public sector professionals, we demonstrate that five governance dimensions-transparency and explainability, technical auditability, multi-stakeholder engagement, legal-policy alignment, and federated institutional architecture-exhibit distinct predictor profiles across three outcomes: citizen trust and satisfaction, algorithmic accountability, and smart government performance. Process-oriented mechanisms (transparency, auditability, engagement) primarily drive trust and accountability, while structural mechanisms (legal clarity, federated architecture) primarily drive performance. Responsible innovation principles exhibit modest but consistent positive effects across all outcomes, suggesting that they function as a meta-governance framework that enhances the effectiveness of specific mechanisms.

The findings have important implications for theory and practice. Theoretically, the study demonstrates that governance is multidimensional and outcome-specific, challenging unidimensional conceptualizations and highlighting the need for tailored governance design. Practically, the findings provide evidence-based guidance for governance prioritization: organizations seeking to build trust should invest in transparency and auditability,

while those seeking to enhance performance should prioritize legal clarity and federated architecture. Organizations pursuing multiple objectives must invest in multiple mechanisms, recognizing that governance is a portfolio of complementary instruments.

Future research should address several priorities. First, longitudinal and experimental designs are needed to establish causality and test whether governance interventions produce intended outcomes. Quasi-experiments that exploit natural variation in governance adoption, or randomized trials of specific mechanisms (e.g., transparency disclosures, audit protocols), would strengthen causal inference. Second, objective outcome measures-such as error rates, service delivery times, citizen satisfaction scores, or cost-efficiency metrics-should be linked to governance mechanisms to validate perceptual measures and quantify performance effects. Third, qualitative case studies are needed to unpack implementation processes, identify barriers and facilitators, and examine how contextual factors moderate governance effectiveness. Fourth, cross-national comparative studies should examine how governance mechanisms function in diverse institutional, legal, and cultural contexts, particularly in developing countries where governance challenges are often more acute. Fifth, interaction and nonlinear analyses should test whether governance mechanisms interact synergistically and whether relationships exhibit thresholds or diminishing returns. Sixth, more granular measures of responsible innovation should be developed to distinguish symbolic adoption from substantive implementation and to capture specific practices rather than abstract principles.

The rapid integration of AI into public sector operations creates both opportunities and risks. Opportunities include enhanced efficiency, data-driven decision-making, and personalized services. Risks include algorithmic bias, opacity, accountability deficits, and erosion of democratic legitimacy. Effective governance is essential to realizing opportunities while mitigating risks. This study provides empirical evidence that governance mechanisms-transparency, auditability, engagement, legal clarity, federated architecture-significantly shape outcomes, explaining 40–49% of variance in trust, accountability, and performance. By moving from conceptual prescription to empirical measurement, we aim to support evidence-based governance design and policy development that balances innovation with accountability, efficiency with democratic values, and technical capability with ethical responsibility.

The challenge of AI governance in the public sector is not merely technical but fundamentally political and ethical. It requires not only sophisticated algorithms and robust audit trails but also democratic deliberation, inclusive participation, and reflexive adaptation. As governments worldwide navigate this challenge, empirical evidence on what works, for whom, and under what conditions will be essential. This study contributes to that evidence base, demonstrating that governance is multidimensional, outcome-specific, and consequential. The path forward requires continued research, policy innovation, and institutional learning to ensure that AI serves public values and democratic norms.

References

1. Kuziemski, M., & Misuraca, G. (2020). AI governance in the public sector: Three tales from the frontiers of automated decision-making in democratic settings. Telecommunications Policy, 44(6), 101976. https://doi.org/10.1016/j.telpol.2020.101976
2. Margetts, H. (2022). Rethinking AI for good governance. Daedalus, 151(2), 360–371. https://doi.org/10.1162/daed_a_01922
3. Cavalcante, R. M. (2025). Ética e inovação no serviço público: Como a tecnologia está redefinindo a governança e a confiança cidadã. Brazilian Journal of Business, 7(4), 1234–1256. https://doi.org/10.34140/bjbv7n4-016
4. Kingsman, S., Berdou, E., & Schroeder, R. (2022). Public sector AI transparency standard: UK Government seeks to lead by example. Discover Artificial Intelligence, 2(1), 18. https://doi.org/10.1007/s44163-022-00018-4
5. Ahmad, N. R. (2025). AI-enabled public governance in developing states: Service delivery gains, accountability risks, and a practical risk-based regulatory model. Unpublished manuscript.

6. Pasupuleti, S. (2025). Governance frameworks for ethical AI deployment in public sector services. Research in Public Health and Community Research, 17, 45–78. https://doi.org/10.62311/nesx/rphcr17
7. Alyileili, S. M., Opoku, R. A., & Al-Khateeb, F. B. (2026). Sustainable and inclusive AI governance in municipal self-service systems: Ethical, smart-government, and generative AI perspectives. Sustainability, 18(2), 849. https://doi.org/10.3390/su18020849
8. Bauer, N. M., & Weber, T. (2025). Ethical integration in public sector AI: The case of algorithmic systems in the public employment service in Germany. IAB Discussion Paper, 25/12. https://doi.org/10.48720/iab.dp.2512
9. Bhat, S. A., Kumar, R., & Singh, P. (2025). AI governance in public sector enterprise systems: Ensuring trust, compliance, and ethics. International Journal of Engineering Trends in Computer Science and Information Technology, 5(1), 114–132. https://doi.org/10.63282/3050-9246.ijetcsit-v5i1p114
10. Agarwal, S., Saxena, S., & Gupta, R. (2026). A federated architecture for sector-led AI governance: Lessons from India. Transforming Government: People, Process and Policy, 20(2), 234–256. https://doi.org/10.1108/TG-09-2025-0310
11. Adewusi, A. O., Oladele, R. O., & Adeyemi, A. A. (2024). A conceptual model for responsible AI integration in public-facing digital services and platform governance. International Journal of Scientific Research in Computer Science, Engineering and Information Technology, 10(4), 123–145. https://doi.org/10.32628/cseit2425416
12. Cohen, J. (1988). Statistical power analysis for the behavioral sciences (2nd ed.). Lawrence Erlbaum Associates.
13. Creswell, J. W., & Creswell, J. D. (2018). Research design: Qualitative, quantitative, and mixed methods approaches (5th ed.). SAGE Publications.
14. Field, A. (2018). Discovering statistics using IBM SPSS Statistics (5th ed.). SAGE Publications.
15. Hair, J. F., Black, W. C., Babin, B. J., & Anderson, R. E. (2019). Multivariate data analysis (8th ed.). Cengage Learning.
16. Podsakoff, P. M., MacKenzie, S. B., Lee, J.-Y., & Podsakoff, N. P. (2003). Common method biases in behavioral research: A critical review of the literature and recommended remedies. Journal of Applied Psychology, 88(5), 879–903. https://doi.org/10.1037/0021-9010.88.5.879.

© 2026 Shankar Subramanian Iyer. Published by Epistora Publications under the Creative Commons Attribution 4.0 International (CC BY 4.0) License. Unrestricted use, distribution and reproduction are permitted, provided the original work is properly cited.